

Serie 2004



1. Strato in Resina cementizia
2. Anima in polistirolo espanso
3. Rete di rinforzo in plastica
4. Finitura intonaco ruvido

Gli Elementi Prefabbricati Alleggeriti SERIE 2004 sono realizzati su una base di polistirolo espanso e rivestiti con una resina a base cementizia di colore bianco.

Lo spessore esterno della resina, di circa 2 millimetri, è rinforzato con una rete di plastica che aumenta la resistenza meccanica agli urti e agli agenti atmosferici.

La rete in plastica inoltre, permette di assorbire le dilatazioni termiche evitando nel tempo il fenomeno delle crepe.

Il sistema di lavorazione con il quale vengono prodotti i Prefabbricati Alleggeriti Serie 2004, assicura uno spessore costante del rivestimento e una finitura omogenea di tipo intonaco ruvido.

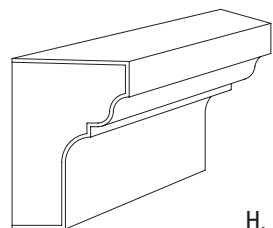
Gli Elementi Prefabbricati Alleggeriti, oltre alla produzione standard, possono essere realizzati con un profilo a richiesta e curvi. La lunghezza dei pezzi è di 2.000 mm.

La posa viene eseguita incollando gli Elementi Prefabbricati Alleggeriti alle pareti.

Serie 2004

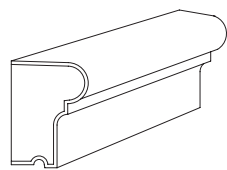
Davanzali

RA 2010



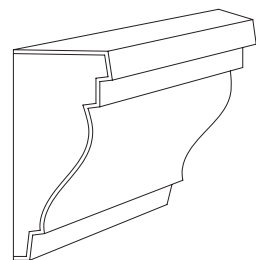
H. 115
S. 79

RA 2012



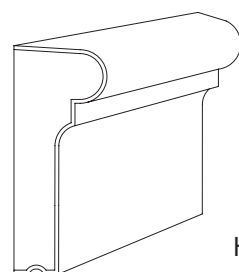
H. 150
S. 50

RA 2014



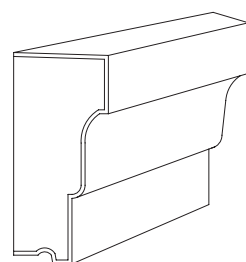
H. 142
S. 67

RA 2016



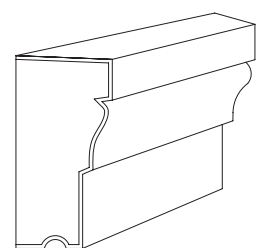
H. 154
S. 63

RA 2018



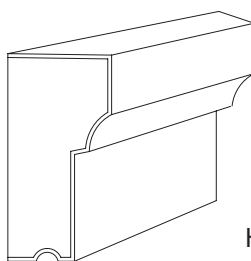
H. 145
S. 66

RA 2020



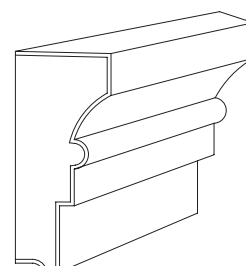
H. 130
S. 65

RA 2022



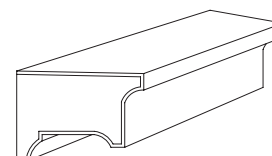
H. 140
S. 70

RA 2024



H. 150
S. 65

RA 2026

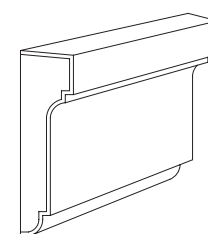


H. 60
S. 86

Serie 2004

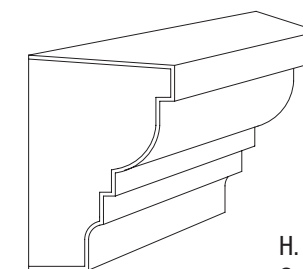
Marcapiani

CV 3010



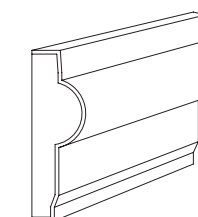
H. 125
S. 36

CV 3012



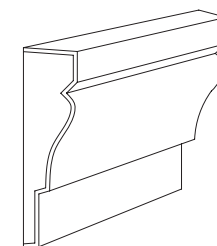
H. 145
S. 100

CV 3014



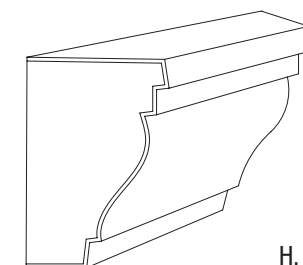
H. 115
S. 36

CV 3016



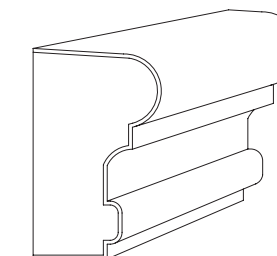
H. 135
S. 35

CV 3018



H. 142
S. 96

CV 3020

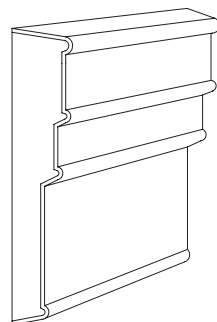


H. 142
S. 86

Serie 2004

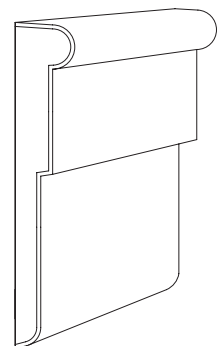
Cornici

BV 3022



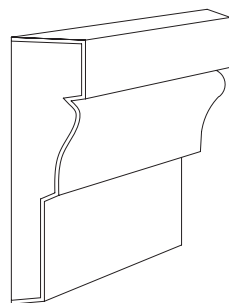
H. 200
S. 41

BV 3024



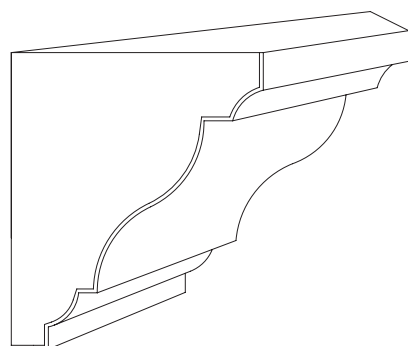
H. 220
S. 40

BV 3026



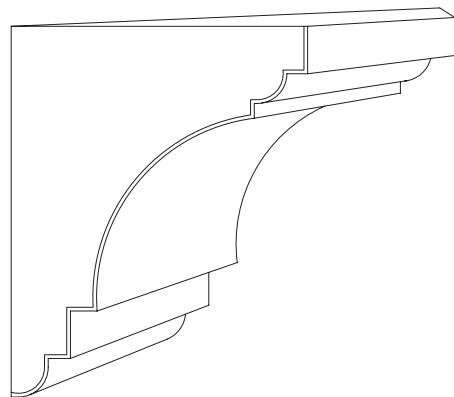
H. 180
S. 50

BS 4012



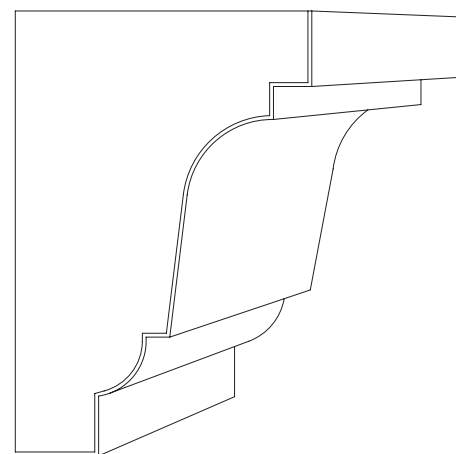
H. 200
S. 170

BS 4014



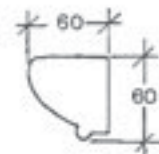
H. 250
S. 200

BS 4010

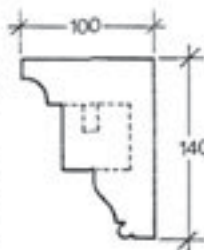
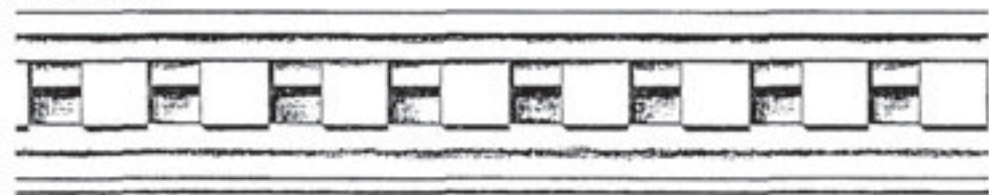


H. 300
S. 200

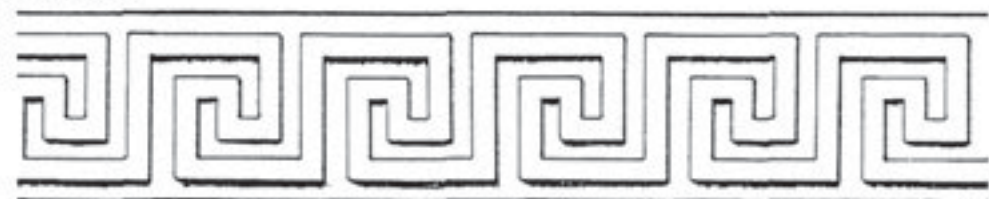
627 Occhio di bue



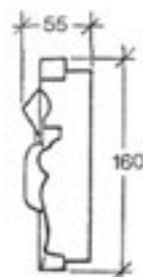
626 Dentelli



625 Greca



624 Cane in movimento



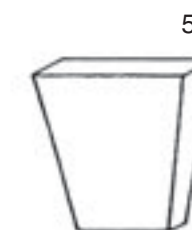
Le cornice ornamentali sono elementi in calcestruzzo. La lunghezza dell'elemento prefabbricato è di 1 metro e le dimensioni delle sezioni sono espresse in millimetri.



550
H = 225
B = 125
S = 105



552
H = 235
B = 143
S = 105



563
H = 250
B = 220
S = 60

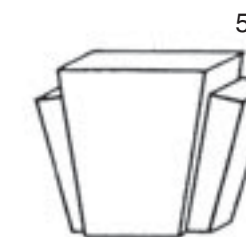
Elementi in cemento o polistirolo



551
H = 235
B = 190
S = 120



549
H = 230
B = 212
S = 130



564
H = 250
B = 320
S = 60

Elementi in cemento o polistirolo

L
c

Serie 2002
Serie 2004

BOCCIARDATE



330x320

500x320

Bugne

LISCE



250x330

250x500

G
S
d